

Fact Sheet

(For the First Half of the Year Ended March 31, 2007)

Contents

Summary of Performance (Consolidated)	1
Segment Information: Order Value (Consolidated)	3
Segment Information: Net Sales (Consolidated)	4
Financial Condition (Consolidated)	5
Cash Flow (Consolidated).....	5

Points to note

- Integration

Hitachi Plant Technologies, Ltd. was inaugurated on April 1, 2006 through the integration of Hitachi Plant Engineering & Construction Co., Ltd., Hitachi Kiden Kogyo Ltd., Hitachi Industries Co., Ltd. and part of Hitachi, Ltd.'s Industrial Systems group, in order to strengthen the social and industrial infrastructure businesses. Please refer to the notes on each page of this Fact Sheet regarding the values of the year ended March 31, 2006.

- Projections

The performance forecast, future outlook, and other items stated in this document are only projections based on the information available at the present time, and include potential risks and uncertainty. Therefore, please note that actual performance may vary from these performance projections.

Summary of Performance (Consolidated)

(Millions of yen)

	Year ended March 31, 2006		Year ending March 31, 2007 (Estimate)
	Former Hitachi Plant Engineering & Construction Co., Ltd.*1	Reference*2	
Order value	213,690	377,335	378,000
Order value in hand	149,701	277,087	320,000
Net sales	218,212	384,806	335,000
Operating profit (Δloss)	5,371	11,199	9,510
Ordinary income (Δloss)	6,279	11,887	9,000
Net income (Δ loss)	2,753	5,477	4,200
Total assets	196,298	334,166	348,000
Net assets	69,687	112,632	114,663

The first half of the year ended March 31, 2006		The first half of the year ended March 31, 2007
Former Hitachi Plant Engineering & Construction Co., Ltd.*1	Reference*2	
97,552	185,538	188,406
177,195	—	342,799
75,870	143,023	123,079
Δ3,565	Δ4,956	Δ7,704
Δ2,985	Δ4,491	Δ7,680
Δ2,197	Δ3,100	Δ5,126
180,831	—	322,008
64,564	—	106,384

(Yen)

Net income (Δ loss) per share	22.61	28.27	21.62
Net assets per share	599.58	574.53	583.05

Δ19.01	Δ16.00	Δ26.43
556.99	—	540.97

*1 The values shown are the actual results of former Hitachi Plant Engineering & Construction Co., Ltd. prior to the integration.

*2 The values shown are references based on the settlement of accounts of former companies prior to the integration.

Summary of Performance (Consolidated)

(%)

	Year ended March 31, 2006		Year ending March 31, 2007 (Estimate)
	Former Hitachi Plant Engineering & Construction Co., Ltd.*1	Reference*2	
Operating profit on sales	2.5	2.9	2.8
Ordinary income on sales	2.9	3.1	2.7
Net income on sales	1.3	1.4	1.3
Return on assets (ROA)	1.4	—	1.2
Return on equity (ROE)	4.0	—	3.7
Capital adequacy ratio	35.5	33.3	32.5
Debt equity ratio*3	7.5	16.8	16.5

	The first half of the year ended March 31, 2006		The first half of the year ended March 31, 2007
	Former Hitachi Plant Engineering & Construction Co., Ltd.*1	Reference*2	
	△4.7	△3.5	△6.3
	△3.9	△3.1	△6.2
	△2.9	△2.2	△4.2
	△2.4	—	△3.1
	△6.7	—	△9.5
	35.7	—	32.6
	8.5	—	17.9

(Millions of yen)

Capital investments	814	—	7,000
Depreciation costs	1,536	—	4,371

	465	—	2,161
	733	—	1,928


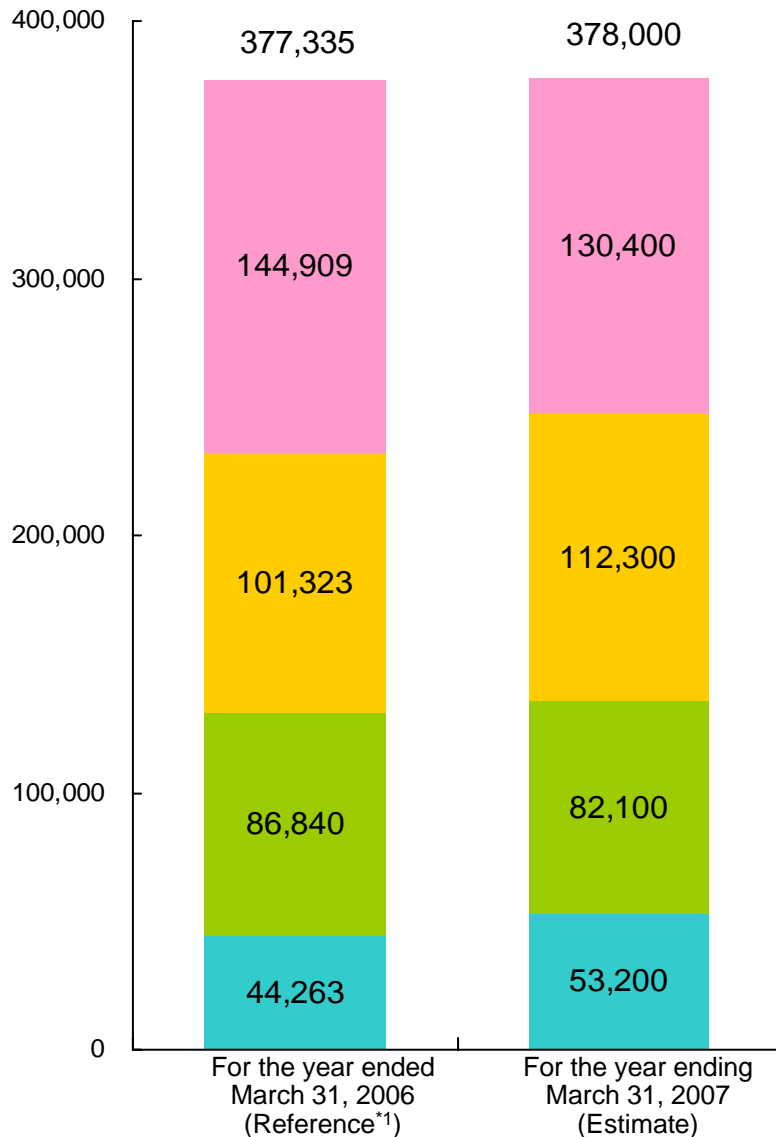
*1 The values shown are the actual results of former Hitachi Plant Engineering & Construction Co., Ltd. prior to the integration.

*2 The values shown are references based on the settlement of accounts of former companies prior to the integration.

*3 Debt equity ratio = Interest-bearing liabilities ÷ Equity capital × 100

Segment Information: Order Value (Consolidated)

(Millions of yen)



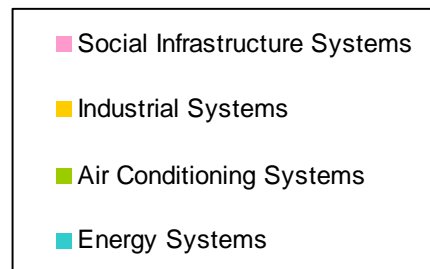
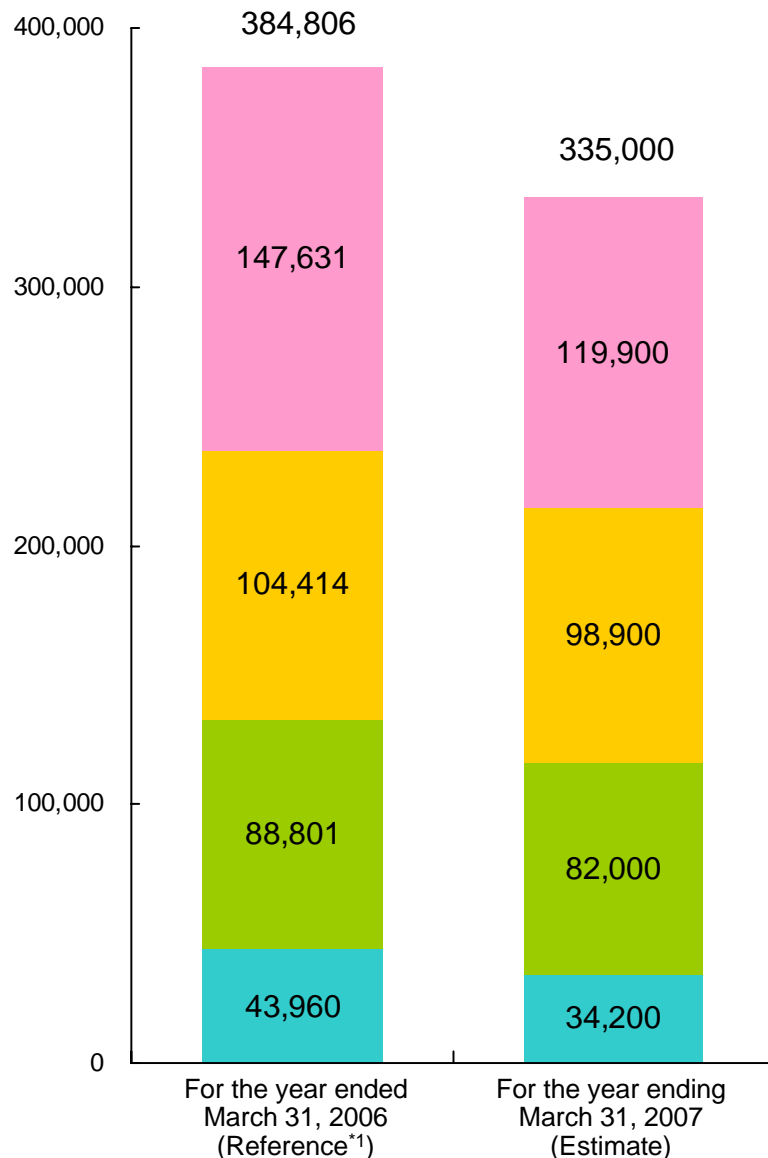
(Millions of yen)

	For the year ended March 31, 2006 (Reference*1)	For the year ending March 31, 2007 (Estimate)
Social Infrastructure Systems	144,909	130,400
Industrial Systems	101,323	112,300
Air Conditioning Systems	86,840	82,100
Energy Systems	44,263	53,200
Total	377,335	378,000

*1 The values shown are references based on the settlement of accounts of former companies prior to the integration.

Segment Information: Net Sales (Consolidated)

(Millions of yen)



(Millions of yen)

	For the year ended March 31, 2006 (Reference*)	For the year ending March 31, 2007 (Estimate)
Social Infrastructure Systems	147,631	119,900
Industrial Systems	104,414	98,900
Air Conditioning Systems	88,801	82,000
Energy Systems	43,960	34,200
Total	384,806	335,000

*1 The values shown are references based on the settlement of accounts of former companies prior to the integration.

Financial Condition (Consolidated)

(Millions of yen)

	Year ended March 31, 2006		Year ending March 31, 2007 (Estimate)
	Former Hitachi Plant Engineering & Construction Co., Ltd.*1	Reference*2	
Current assets	174,304	284,647	298,508
Fixed assets	21,994	49,519	49,492
Total assets	196,298	334,166	348,000
Net assets	69,687	112,632	114,663
Interest-bearing liabilities	5,250	18,678	18,700

Cash Flow (Consolidated)

(Millions of yen)

	Year ended March 31, 2006		Year ending March 31, 2007 (Estimate)
	Former Hitachi Plant Engineering & Construction Co., Ltd.*1	Reference*2	
Cash flows from operating activities	4,655	—	△5,521
Cash flows from investing activities	△851	—	△5,368
Cash flows from financing activities	△2,135	—	△2,639
Net increase/decrease in cash and cash equivalents	1,867	—	△13,528
Cash and cash equivalents at beginning of year	17,915	—	25,134
Cash and cash equivalents at end of year	19,782	—	11,606

*1 The values shown are the actual results of former Hitachi Plant Engineering & Construction Co., Ltd. prior to the integration.

*2 The values shown are references based on the settlement of accounts of former companies prior to the integration.

For further information, please contact:

Hitachi Plant Technologies, Ltd.
Corporate Communication Division, CSR Group

Tel.: 03-3576-4114

Fax: 03-3576-9061

URL <http://www.hitachi-pt.co.jp>